

John Wood® ENERGY STAR® qualified Atmospheric Vent gas water heaters comply with the latest ENERGY STAR® product criteria. With an installed flue damper, higher efficiencies can be achieved, therefore lowering operating costs and energy consumption.

Features

Energy Savings

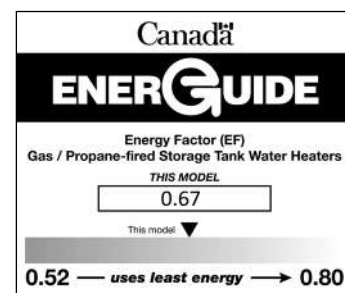
- ENERGY STAR® qualified
- Meet and exceed NRCan energy efficiency standards

Designed for Performance

- Flue damper for increased energy efficiency and performance
- 24 Volt Gas Valve offers:
 - Diagnostic capabilities
 - Monitoring of damper to ensure proper operation and safety
 - Spark ignition eliminating the need for a standing pilot
- Robust 1/4" pilot tubing
- Durable brass drain valve
- Turbulator dip tube reduces sediment build-up at bottom of the tank
- Glass lined tank provides superior protection against corrosion
- Plugs into a standard 110/120v outlet (10 ft. power cord included)

Serviceability

- Combustion chamber is easy to access
- Conveniently located T&P and drain valve for ease of installation and serviceability
- Top mounted heavy duty anode rod for added tank protection



WARRANTY

8 Year Limited Tank Warranty
6 Year Limited Parts Warranty

Consult installation manual for terms and conditions or visit www.johnwoodwaterheaters.com for more information.



PERFORMANCE

Model	Series	Capacity	Input*	Maximum Certified Altitude	Recovery Rate at 90°F Temperature Rise	First Hour Rating	Energy Factor	BC Compliant
		USG (L)	BTU/h	FT (M)	GPH (LPH)	GPH (LPH)		
NATURAL GAS								
JW840S40N-AV-ES2	100/101	40 (151)	40,000	10,100 (3,078)	41 (155)	67 (254)	0.67	✓
JW840T40N-AV-ES2	100/101	40 (151)	40,000	10,100 (3,078)	41 (155)	67 (254)	0.67	✓
JW850S40N-AV-ES2	100**	50 (189)	40,000	10,100 (3,078)	41 (155)	81 (307)	0.67	✓
JW850T40N-AV-ES2	100/101	50 (189)	40,000	10,100 (3,078)	41 (155)	81 (307)	0.67	✓

Propane models sub N with P. Natural gas models are series 100. Propane models are series 101.

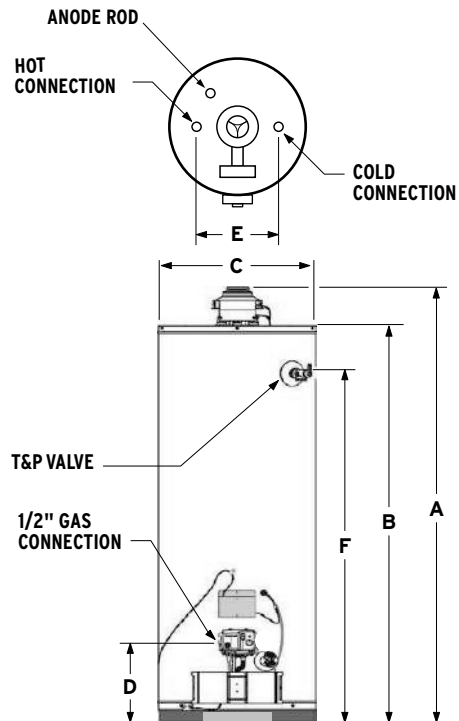
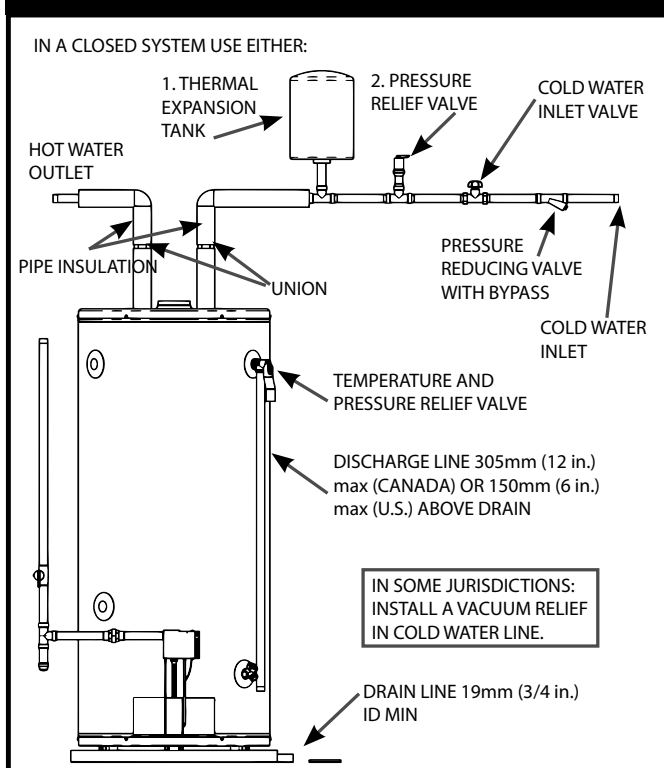
*Propane Gas – 36,000 for the 40 gallon models and 37,000 for the 50 gallon tall models.

**50 USG Short models are not available for Propane.

DIMENSIONS & SHIPPING WEIGHT

Model	Installation Height	Height to Top of Tank	Tank Diameter	Height to Gas Inlet	Hot Connection to Cold Connection	Height to T&P	Draft Hood Connector Diameter	Shipping Weight
	A IN (CM)	B IN (CM)	C IN (CM)	D IN (CM)	E IN (CM)	F IN (CM)	IN	LB (KG)
JW840S40N-AV-ES2	54 (137)	47 ¾ (121)	22 (56)	13 (33)	8 (20)	41 (104)	3 or 4	149 (68)
JW840T40N-AV-ES2	64 ¼ (163)	58 ¼ (148)	20 (51)	13 (33)	8 (20)	51 ¾ (131)	3 or 4	152 (69)
JW850S40N-AV-ES2	55 ¾ (142)	49 ½ (126)	24 (61)	13 (33)	8 (20)	42 ½ (108)	3 or 4	183 (83)
JW850T40N-AV-ES2	63 ½ (161)	57 ¼ (145)	22 (56)	13 (33)	8 (20)	50 ¼ (128)	3 or 4	167 (76)

PREFERRED INSTALLATION



Maximum Hydrostatic Working Pressure: 150 PSI.